

STICKS TRIM

Acoustic Sticks



Brand: **Zintra**

STICKS TRIM

Acoustic Sticks



Sticks Trim Spotted
Gum



Sticks Trim Ironbark
Ceiling



Sticks Trim Detail

STICKS TRIM

Acoustic Sticks

Sticks Trim are designed to complement Zintra Sticks Bundles. Impeccably finish around windows, doors, ceiling services and GPOs with Zintra Sticks Trim.

✓ **Acoustic**

✓ **Bleach Cleanable**

✓ **Easy Clean**

✓ **Easy Install**

Description

Zintra Sticks are a versatile range of fabricated acoustic sticks designed for easy installation in any space.

Sticks Trim are designed to complement Zintra Sticks Bundles. Impeccably finish around windows, doors, ceiling services and GPOs with our Sticks Trim. Supplied as a separate right-angle piece, Sticks Trim is easily cut in the field to mitre or butt join and glue to Sticks sets to provide a matching Timber finish to exposed ends

Additionally, a selection of Sticks are available to address transitions, and corners, ensuring a comprehensive solution tailored to your space.

Sticks Transition: Seamless corner transitions are possible with the use of purpose designed Sticks Transition. Designed to join bundles at inside corners and available in Landscape or Portrait.

Sticks External Corner: A purpose designed transition piece that seamlessly deals with the corners of a wall. Available in Landscape or Portrait and in two widths, narrow and wide.

Dimensions

Sticks Trim:

2745mm (108") h x 73mm (2.88") w x 73mm (2.88") d

Composition

Zintra Acoustic Panel - 100% Solution Dyed (Colour Through) Polyester

12mm (1/2") -Density 2.4 kg /m² 0.5 lb/ft²

Finishes

Zintra Panel - Matt. Check out the Zintra 12mm colour range in the [DOWNLOADS](#)

Pattern Repeat Size

N/A

Sustainability

Zintra is made from 100% recyclable materials.

- 60% post-consumer recycled content from PET bottles.
- 35% pre-consumer recycled content from PET chips
- 5% polylactic acid (PLA)

STICKS TRIM

Acoustic Sticks

Fire Rating ASTM-E84 – Class A classification
AS ISO 9705 – 2003 – Group 1 classification
EN-13501 – B-s2-d0 classification

Warranty Visit FAQ for more details.

Assembly & Delivery Ships flat pack except Sticks Trim. Assembly required.

Go to the Technical Documents and download the Installation Guide for more details.

Supplied As Trim:

1 x Zintra Trim

Suggested Installation Ships assembled.

Download Installation Guide for full instructions.

Fabrication Techniques Stanley knife and straight edge

How to Specify 1. Zintra Colour

Care Instructions Vacuum to remove dust.

Dab Zintra with a damp clean cloth and mild solution of liquid detergent and warm water. Repeat using only clean water, then pat dry with a lint free cloth.

For difficult stains, use a solution of household bleach (10% bleach / 90% water). To remove the bleach, repeat using a clean, water dampened cloth, then pat dry.

Always test in an inconspicuous area first and if you don't see the expected results, contact us.

Customisable The Zintra Acoustic Solutions range is customisable to your project. Please get in touch with your local contact for details.

Additional Comments NRC Rating:

- Directly mounted: 0.8
- With 6" (152mm) Air Gap: Up to 0.95

STICKS TRIM

Acoustic Sticks

Color & Finish Options


Zintra 12mm Solid PET




Bark



Brick



Cadet




Chambray



Cobalt




Ecu



Elderberry



Fossil




Frost



Grass



Greige



Ivory



Linen



Malachite



Mandarin




Meadow



Midnight



Ochre



Olive



Parchment




Pebble



Pewter



Saffron



Sky



Smoke

+1 855 922 7377

hello@zintraacoustic.com

zintraacoustic.com

5 of 6

zintra®

STICKS TRIM

Acoustic Sticks



Slate



Storm



Sunshine



Tar



Twilight


Zintra Timber Print




Eucalyptus



Ironbark



Merbau



Spotted Gum