

LAYERS PANEL

Acoustics » Acoustic Panels



Brand: **Zintra**

Collections: **Layers Panel**

Applications: **Walls**

+1 855 922 7377

hello@zintraacoustic.com

zintraacoustic.com

1 of 6

zintra[®]

LAYERS PANEL

Acoustics » Acoustic Panels



Layers Panel Frost, Greige and Fossil Detail



Layers Panel Frost, Greige and Grass Detail

LAYERS PANEL

Acoustics » Acoustic Panels

Create a personalized acoustic masterpiece with Zintra Layers. Panels that are handmade with care, choose from 30 Colours which are cut into strips and applied to a Zintra backing panel.

Description	<p>Elevate your space with the perfect blend of superior acoustics and unique character, courtesy of Zintra Layers.</p> <p>Discover the innovative technique behind Zintra Layers, where vibrant strips of Colour are meticulously layered onto a Zintra Acoustic panel backer, offering a versatile solution for your acoustic design needs. Whether you're craving a subtle infusion or a bold explosion of Colour, achieve unparalleled acoustics and individuality effortlessly.</p> <p>With an impressive NRC rating of 0.75, Zintra Layers proves to be both cost-effective and adaptable, suitable for a variety of applications. Its easy fabrication, installation, and pinnability make it a practical choice for any project.</p>
How to Specify	<ol style="list-style-type: none">1. Select Layers or Layers 3D design2. Select Zintra Colour
Composition	<p>Zintra Acoustic Panel - 100% Solution Dyed (Colour Through) Polyester</p> <p>12mm (1/2") - Density 2.4 kg /m² 0.5 lb/ft²</p>
Sustainability	<p>Zintra is made from 100% recyclable materials.</p> <ul style="list-style-type: none">• 60% post-consumer recycled content from PET bottles.• 35% pre-consumer recycled content from PET chips• 5% polylactic acid (PLA)
Dimensions	<p>2745mm (108") x 1207mm (48")</p>
Fire Rating	<p>ASTM-E84 – Class A classification AS ISO 9705 – 2003 – Group 1 classification EN-13501 – B-s2-d0 classification</p>
Supplied As	<p>1 x Layer Panel in selected Colour/s</p>

LAYERS PANEL

Acoustics » Acoustic Panels

Assembly & Delivery Ships Assembled ready for installation. Refer Installation instructions.
Recommended 2 People assembly
Go to the Technical Documents and download the Installation Guide for more details.

Suggested Installation Go to Technical Documents and download the Installation Guide for more details.

Care Instructions Vacuum to remove dust.
Dab Zintra with a damp clean cloth and mild solution of liquid detergent and warm water. Repeat using only clean water, then pat dry with a lint free cloth.
For difficult stains, use a solution of household bleach (10% bleach / 90% water). To remove the bleach, repeat using a clean, water dampened cloth, then pat dry.
Always test in an inconspicuous area first and if you don't see the expected results, contact us.

Warranty Visit FAQ for more details.

Customisable The Zintra Acoustic Solutions range is customisable to your project. Please get in touch with your local contact for details.

Additional Comments NRC Up to 1.0

LAYERS PANEL

Acoustics » Acoustic Panels

Color & Finish Options

Zintra 12mm Solid PET




Bark




Brick



Cadet



Chambray



Cobalt



Ecru




Elderberry



Fossil



Frost



Grass




Greige




Ivory



Linen




Malachite




Mandarin



Meadow



Midnight



Ochre




Olive



Parchment



Pebble



Pewter



Saffron



Sky



Smoke

+1 855 922 7377

hello@zintraacoustic.com

zintraacoustic.com

5 of 6

zintra®

LAYERS PANEL


Acoustics » Acoustic Panels




Slate




Storm



Sunshine



Tar



Twilight