

ETCH PANEL SINE

Acoustic Panels



Brand: **Zintra**

Collections: **Etch Panel**

Applications: **Walls, Ceilings**

+1 855 922 7377

hello@zintraacoustic.com

zintraacoustic.com

1 of 8

zintra®

ETCH PANEL SINE

Acoustic Panels



Etch Panel Sine Detail

ETCH PANEL SINE

Acoustic Panels

Explore the possibilities of spatial perception and artistic expression with Zintra Etch 3D panels, Sine design.

- ✓ **Acoustic**
- ✓ **Bleach Cleanable**
- ✓ **Easy Clean**
- ✓ **Easy Install**

Description

Zintra Etch, where acoustic absorption meets dynamic 3D design. With a range of subtle textures, Zintra Etch brings cutting-edge aesthetics and acoustic functionality to your commercial, hospitality, or institutional interior.

Discover the extensive selection of understated to statement Colours in Zintra Etch, allowing you to create a welcoming atmosphere while effectively managing sound. This cost-effective sound and design solution cultivates calming environments, promoting productivity and well-being.

Zintra Etch seamlessly integrates with plain Zintra panels, offering versatility in design coordination. You can also explore the option of replicating your unique Etch pattern in Zintra on Zintra, for a truly customised solution.

Experience the benefits of Zintra Etch, including pattern matching with seamless hidden joins (excluding VJ Angle and Kaleido). The panel size enables join-free installations from floor to ceiling, making the fitting process effortless.

Sine: Where graceful geometric waveforms dance in perfect balance. With its fluid lines and captivating rhythm, Sine exudes elegance and visual harmony.

Zintra Etch is available in 15 great designs

Craze | Cubix | Deviate | Kaleido | Lamella | Reed Bed | Sine | Spectrum | Tessellate | Tetris | Vino | VJ Board Angle | VJ Board Narrow | VJ Board Wide | Volta:

Etch is a 3mm deep V groove.

Not suitable as a free standing product.

How to Specify

1. Select Etch design
2. Select Zintra Colour

Composition

Zintra Acoustic Panel - 100% Solution Dyed (Colour Through) Polyester
12mm (1/2") - Density 2.4 kg /m² 0.5 lb/ft²

Sustainability

- Zintra is made from 100% recyclable materials.
- 60% post-consumer recycled content from PET bottles.
 - 35% pre-consumer recycled content from PET chips
 - 5% polylactic acid (PLA)

ETCH PANEL SINE

Acoustic Panels

Dimensions	1219mm (48") x 2743mm (108") x 12mm (½")
Fire Rating	ASTM-E84 – Class A classification AS ISO 9705 – 2003 – Group 1 classification EN-13501 – B-s2-d0 classification
Supplied As	Zintra Etch panel in selected pattern
Fabrication Techniques	Utility knife and CNC with oscillating knife.
Assembly & Delivery	<p>Ships Flat Pack</p> <p>Install using one of these four common techniques.</p> <ol style="list-style-type: none">1. Direct to the substrate2. Z-Clips3. Stand Offs4. Mechanical Fastener <p>Go to the Technical Documents and download the Installation Guide for more details.</p>
Suggested Installation	Go to Technical Documents and download the Installation Guide for more details.
Care Instructions	<p>Vacuum to remove dust.</p> <p>Dab Zintra with a damp clean cloth and mild solution of liquid detergent and warm water. Repeat using only clean water, then pat dry with a lint free cloth.</p> <p>For difficult stains, use a solution of household bleach (10% bleach / 90% water). To remove the bleach, repeat using a clean, water dampened cloth, then pat dry.</p> <p>Always test in an inconspicuous area first and if you don't see the expected results, contact us.</p>
Warranty	Visit FAQ for more details.
Customisable	The Zintra Acoustic Solutions range is customisable to your project. Please get in touch with your local contact for details.

ETCH PANEL SINE

Acoustic Panels

Additional Comments NRC 0.45 -0.95

ETCH PANEL SINE

Acoustic Panels

Color & Finish Options

Zintra 12mm Solid PET



Bark



Brick



Cadet



Chambray



Cobalt



Ecru



Elderberry



Fossil



Frost



Grass



Greige



Ivory



Linen



Malachite



Mandarin



Meadow



Midnight



Ochre



Olive



Parchment



Pebble



Pewter



Saffron



Sky



Smoke

ETCH PANEL SINE

Acoustic Panels



Slate



Storm



Sunshine



Tar



Twilight

Zintra Timber Print



Eucalyptus



Ironbark



Merbau



Spotted Gum

Zintra Premium Wood



Knotty Pine



Maple



Poplar



Australian Walnut



Claro Walnut



Palm Wood



Rustic Walnut



Cherry



Euro Beech



Lacewood



Redwood




White Oak


Zintra Premium Material

ETCH PANEL SINE


Acoustic Panels



Terrazzo Light



Terrazzo Medium



Terrazzo Dark



Travertine Light



Travertine Medium



Travertine Dark



Shale Light



Shale Medium



Shale Dark



Raku Bone



Raku Luster



Raku Jade



Concrete Cast



Concrete Polished



Concrete Dark Tint



Terracotta Sun
Bleached



Terracotta Mission



Terracotta Antique