

# BOX BAFFLES UNIFORM SPAN

Acoustic Baffles



Brand: **Zintra**

Collections: **Box Baffles**

Applications: **Walls**

+1 855 922 7377

hello@zintraacoustic.com


zintraacoustic.com

1 of 11

**zintra**<sup>®</sup>



# BOX BAFFLES UNIFORM SPAN

Acoustic Baffles



# BOX BAFFLES UNIFORM SPAN

Acoustic Baffles




# BOX BAFFLES UNIFORM SPAN

Acoustic Baffles

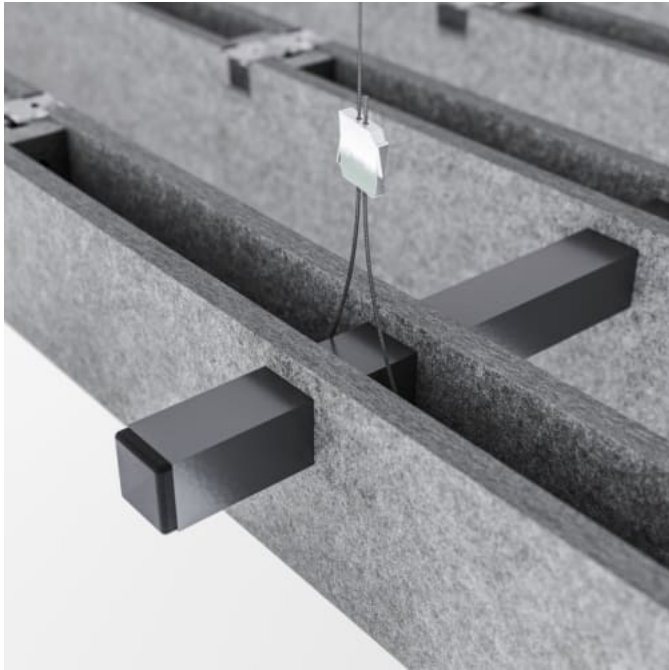


Box Baffle Uniform Span - Profile



# BOX BAFFLES UNIFORM SPAN

Acoustic Baffles



Box Baffle Uniform Span - Hanging Detail



# BOX BAFFLES UNIFORM SPAN

Acoustic Baffles

Uniform Span is the deepest of the range at 6.7" (170mm). Featuring 9 baffles for exceptional sound absorption in larger, high-impact interiors.

Description	<p>Zintra Box Baffles Systems are prefabricated, ceiling-mounted systems that bring rhythm, dimension, and high-performance acoustics to any space. Suspended in perfectly spaced rows, the box-shaped design not only looks substantial but also improves sound absorption, capturing noise within and increasing the NRC rating. Lightweight, modular, and scalable, these systems are easy to assemble, easy to install, and a visually striking alternative to traditional mineral fibre ceilings.</p> <p>Uniform Span Box Baffle Systems</p> <p>Introduces greater depth at 6.7" (170mm), and 9 baffles per system for a bold yet balanced ceiling design. Its wider profile captures more sound within each baffle, boosting acoustic performance while creating strong architectural lines. Uniform Span is ideal for larger areas where designers want presence and rhythm without excessive density.</p> <p>Available in two sizes, 39" (1000mm) w x 94.5" (2400mm) d and 93" (2362mm) w x 94.5" (2400mm) d, Uniform Span is ideal for projects that call for subtle impact with strong acoustic performance.</p> <p>Design Options</p> <p>Choose from uniform or mixed Box Baffle Systems to suit your design vision. Uniform Slim, Wide, Span, and Grand offer clean, linear profiles, while Freeform layers Slim, Wide, and Span for subtle variation. Fusion combines all four sizes for bold, architectural statements.</p> <p>With a wide array of designs, Zintra Box Baffles are ideal for large, noisy spaces such as educational institutions, shopping centres, restaurants, and airports, where performance meets aesthetic appeal.</p>
-------------	--

How to Specify	<ol style="list-style-type: none"><li>1. Space Size</li><li>2. Layout Of Baffles Within Space</li><li>3. Baffle Depth</li><li>4. Installation   System or Set   5. Hardware</li><li>6. Select Connection Method</li><li>7. Select Colour</li></ol>
----------------	--

Composition	<p>Zintra Acoustic Panel - 95% Polyester + 5% PLA</p> <p>12mm (1/2") -Density 2.4 kg /m² 0.5 lb/ft</p>
-------------	--

Dimensions	<p>1000 mm (39") w x 2400mm (94.5") d x 170mm (6.7") h</p> <p>2362mm (93") w x 2400mm (94.5") d x 170mm (6.7") h</p>
------------	--

# BOX BAFFLES UNIFORM SPAN

Acoustic Baffles

Fire Rating	<p>Tested in accordance with AS ISO 9705 2003 for the purpose of determining the Group Number classification required by the Building Code of Australia for the control of fire spread on interior wall and ceiling linings.</p> <p>Classification - Group 1</p> <p>Specific Extinction - Less than 250m<sup>2</sup>/kg</p>
Supplied As	<p>9 Baffles</p> <p>36   90 x 1" (25mm) Clear Beams Clips</p> <p>2   3 x 1" (25mm) Cross Runner (Standard Black)</p> <p>4   6 End Caps</p> <p>3 x ASK's (per cross runner)</p>
Suggested Installation	<p>Be sure to support the panel during installation to avoid bowing or creasing.</p> <p>Fix wire to floor and ceiling leaving a gap between to fit screen.</p> <p>Adjust pivoting support to desire height, fit screen.</p> <p>Download the Handling and Installation guide for full instructions.</p>
Care Instructions	<p>Vacuum to remove dust.</p> <p>Dab Zintra with a damp clean cloth and mild solution of liquid detergent and warm water. Repeat using only clean water, then pat dry with a lint free cloth.</p> <p>For difficult stains, use a solution of household bleach (10% bleach / 90% water). To remove the bleach, repeat using a clean, water dampened cloth, then pat dry.</p> <p>Always test in an inconspicuous area first and if you don't see the expected results, contact us.</p>
Warranty	<p>5-year warranty.</p>
Customisable	<p>The Zintra Acoustic Solutions range is customisable to your project. Please get in touch with your local contact for details.</p>
Additional Comments	<p>Without Air Gap: Up to 0.90   With 610mm (24") Air Gap: Up to 0.95</p>



# BOX BAFFLES UNIFORM SPAN

Acoustic Baffles

## Color & Finish Options

Zintra 12mm Solid PET





# BOX BAFFLES UNIFORM SPAN

Acoustic Baffles



Slate



Storm



Sunshine



Tar



Twilight

## Zintra 24mm Solid PET




Ecru




Frost



Grass



Pebble




Pewter




Slate


## Zintra Premium Material



Terrazzo Light



Terrazzo Medium



Terrazzo Dark



Travertine Light



Travertine Medium



Travertine Dark




Shale Light



Shale Medium



Shale Dark




Raku Bone

# BOX BAFFLES UNIFORM SPAN

Acoustic Baffles




Raku Luster



Raku Jade




Concrete Cast



Concrete Polished




Concrete Dark Tint



Terracotta Sun  
Bleached



Terracotta Mission



Terracotta Antique

## Zintra Premium Wood



Knotty Pine




Maple



Poplar



Australian Walnut



Claro Walnut



Palm Wood



Rustic Walnut



Cherry



Euro Beech



Lacewood



Redwood



White Oak


## Zintra Print Art Timber

# BOX BAFFLES UNIFORM SPAN

Acoustic Baffles



Blonde Chevron



Light Oak



Log Cabin




Rough Sawn Timber



Urban Oak



Walnut



Wooded Herringbone


## Zintra Timber Print



Eucalyptus



Ironbark



Merbau



Spotted Gum